

TECHNICAL INFORMATION

FOR PROFESSIONAL USE ONLY

HYBRID

Polyester and Epoxy Putty
for zinc-coated steel

PRODUCTS

HYBRID – **Polyester and Epoxy Putty.**
Hardener for the Polyester Putty.

PRODUCT DESCRIPTION

Highest quality fine polyester and epoxy putty for quick car body repairs – latest technology in putties. Specially dedicated for application on zinc-coated steel.

- ✓ Creamy texture.
- ✓ Excellent adhesion to metal, especially for zinc-coated steel
- ✓ Soft sanding properties.
- ✓ Exceptional smooth surface after sanding.

Color - White
Gloss Grade – Matt
Density – 1,81 kg/l

VOLATILE ORGANIC COMPOUNDS

VOC for the mixture = 32 [g/l]

The share of VOC is below 250 g/l. Due to that these products fulfill the EU directive (2004/42/EC) that sets the VOC value for this product category (IIB), as 250 g/l.

SUBSTRATES AND PREPARATION


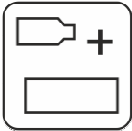




The product has very good adhesion to various substrates. It can be applied over:

- ✓ Bare steel and aluminum after flatting and degreasing.
- ✓ Zinc coated, galvanized steel after flatting and degreasing.
- ✓ Sanded glass fibre (GFK/GRP), polyester putties, works primers and existing coatings in good condition.

We recommend sandpaper with gradations: P80÷P120.

Caution: Do not apply the putty directly on the reactive primers, 1-pack acrylic and nitrocellulose products.

APPLICATION PROCESS

	<p>USE Fine and soft putty for quick car body repairs. Specially dedicated for application on zinc-coated steel.</p>				
	<p>Mixing ratio by weight</p> <table border="0"> <tr> <td>Putty</td> <td>100 parts</td> </tr> <tr> <td>Hardener</td> <td>2 parts</td> </tr> </table> <p>Stir thoroughly until achieving homogenous paste. Be careful not to create air inclusions.</p>	Putty	100 parts	Hardener	2 parts
Putty	100 parts				
Hardener	2 parts				
	<p>Layer thickness Putty can be applied in several thick coats. After each of them the product should dry through. Do not exceed 3 mm of total layer thickness.</p> <p>Pot life is 4÷5 minutes at 20°C</p>				
	<p>Hardening time 16÷18 minutes at 20°C.</p> <p>Temperature below 20°C significantly increases the hardening time.</p>				
	<p>IR illuminator Short wave: 5÷7 minutes</p>				
	<p>Sanding</p> <p>Coarse sanding (dry): P100÷P150. Finishing sanding (dry): P180÷P320.</p>				

FURTHER WORKS

Polyester putties can be over coated with:

- ✓ 2-pack polyester putties.
- ✓ 2-pack polyester spraying fillers.
- ✓ 2-pack acryl fillers.
- ✓ 2-pack epoxy fillers.

GENERAL NOTES

- ✓ Excessive amounts of hardener will cause problems with bleaching of the topcoat!
- ✓ The rooms should be well ventilated.
- ✓ Tools should be washed directly after application.
- ✓ Use the efficient personal protection equipment during the 2K products application. Protect the eyes and air passages.

Caution: *To maintain safety, always follow the instructions given in the MSDS for the products.*

STORAGE

Store the product components in a sealed container, in dry and cool places, away from fire and heat sources, as well as direct sunlight.

Caution:

1. *Close the containers immediately after application*
2. *Protect the hardener from overheating!*

WARRANTY PERIOD

HYBRID Putty – 12 months from the Date of Manufacture.

Hardener for the polyester putty – 18 months from the Date of Manufacture.

All information are based upon the precise laboratory studies and many years of experience. The good market position does not release us from the constant supervision of our products quality. However we are not responsible for the final effects of the improper storage or application of our products, as well as for work inconsistent with the good craft practice.

TROTON Sp. z o.o.
Ząbrowo, Poland.